

# 2022-23 Texas Academic Performance Report (TAPR)

District Name: HURST-EULESS-BEDFORD ISD

Campus Name: BELL H S


Campus Number: 220916001

This page is intentionally blank.

Texas Education Agency  
 2022-23 STAAR Performance (TAPR)  
 BELL H S (220916001) - HURST-EULESS-BEDFORD ISD - TARRANT COUNTY

	School Year	State	District	Campus	African American	Hispanic	White	American Indian	Asian	Pacific Islander	Two or More Races	Special Ed (Current)	Special Ed (Former)	Continuously Enrolled	Non-Continuously Enrolled	Econ Disadv	EB EL (Current & Monitored)
STAAR Performance Rates by Tested Grade, Subject, and Performance Level																	
End of Course English I																	

--





Texas Education Agency  
 2022-23 STAAR Performance (TAPR)  
 BELL H S (220916001) - HURST-EULESS-BEDFORD ISD - TARRANT COUNTY

	School Year	State	District	Campus	African American	Hispanic	White	American Indian	Asian	Pacific Islander	Two or More Races	Special Ed (Current)	Special Ed (Former)	Continuously Enrolled	Non-Continuously Enrolled	Econ Disadv	EB EL (Current & Monitored)
At Meets Grade Level or Above	2023	45%	63%	73%	44%	71%	78%	-	100%	*	60%	*	-	80%	34%	58%	21%
	2022	42%	60%	64%	50%	60%	72%	0.14	93%	28	75%	0.038	0.016	77%	1.80	44%	11%
At Masters Grade Level	2023	19%	31%	11%	0%	6%	14%	-	24%	*	0%	*	-	12%	5%	7%	





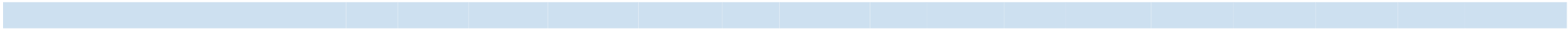
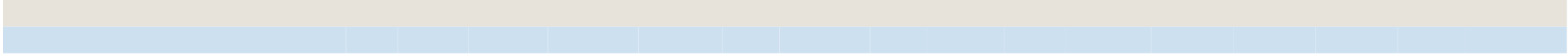
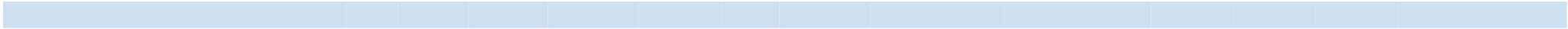
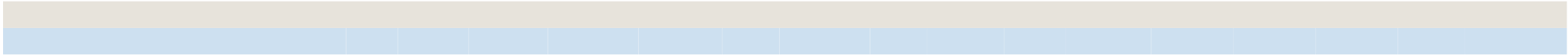
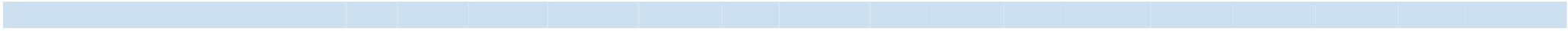










Texas Education Agency  
2022-23 STAAR Participation (TAPR)  
BELL H S (220916001) - HURST-EULESS-BEDFORD ISD - TARRANT COUNTY







Class of 2022
Class of 2021
RHSP/DAP Graduates (
2021-22
2020-21
FHSP-E Graduates (Ani
2021-22
2020-21
FHSP-DLA Graduates (
2021-22
2020-21



2020-21	80.4%	84.3%	95.1%	89.8%	96.1%	96.3%	*	100.0%	100.0%	90.6%	28.9%	94.5%	83.3%			
RHSP/DAP/FHSP-E/FHSP-DLA	28.65	0.14	re B*	0 d 1 J1 j 0 d 0 J0 j 196.99	365.0	0.808	0.4	0.000	0.000	rg 0.000	0.000	0.000	RG 0.14 w 0 d 1 J1 j B30.808	0.4	0.000	0.000


Campus  
Percent





Texas Education Agency  
 2022-23 College, Career, and Military Readiness (CCMR) (TAPR)  
 BELL H S (220916001) - HURST-EULESS-BEDFORD ISD - TARRANT COUNTY


Academic Year	State	District	Campus	African American	Hispanic	White	American Indian	Asian	Pacific Islander	Two or More Races	Special Ed	Econ Disadv	EB/EL
2020-21	18.4%	24.1%	30.4%	17.3%	31.9%	36.2%		24.1%					







Texas Education Agency  
2022-23 Other Postsecondary Indicators (TAPR)  
BELL H S (220916001) - HURST-EULESS-BEDFORD ISD - TARRANT COUNTY



|--|--|--|--|--|--|--|--|--|--|--|--|--|--|--|



--	--	--	--	--	--	--	--	--	--	--	--	--	--	--



--	--	--	--	--	--	--	--	--	--	--	--	--	--	--

Texas Education Agency  
 2022-23 Student Information (TAPR)  
 BELL H S (220916001) - HURST-EULESS-BEDFORD ISD - TARRANT COUNTY

Student Information	Membership				Enrollment			
	Campus		District	State	Campus		District	State
	Count	Percent			Count	Percent		
Total Students	2,306	100.0%	22,865	5,504,150	2,311	100.0%	22,947	5,518,432
Students by Grade:								
Early Childhood Education	0	0.0%	0.7%	0.3%	0	0.0%	0.9%	0.5%
Pre-Kindergarten	0	0.0%	3.7%	4.4%	0	0.0%	3.7%	4.4%
Pre-Kindergarten: 3-year Old	0	0.0%	0.0%	0.7%	0	0.0%	0.0%	0.7%
Pre-Kindergarten: 4-year Old	0	0.0%	3.7%	3.7%	0	0.0%	3.7%	3.7%
Kindergarten	0	0.0%	7.1%	6.7%	0	0.0%	7.1%	6.7%
Grade 1	0	0.0%	7.9%	7.2%	0	0.0%	7.9%	7.2%
Grade 2	0	0.0%	7.1%	7.2%	0	0.0%	7.1%	7.2%
Grade 3	0	0.0%	7.2%	7.2%	0	0.0%	7.1%	7.1%
Grade 4	0	0.0%	7.4%	7.2%	0	0.0%	7.4%	7.1%
Grade 5	0	0.0%	7.2%	7.2%	0	0.0%	7.2%	7.2%
Grade 6	0	0.0%	7.0%	7.3%	0	0.0%	7.0%	7.2%
Grade 7	0	0.0%	7.5%	7.4%	0	0.0%	7.4%	7.4%
Grade 8	0	0.0%	7.7%	7.7%	0	0.0%	7.7%	7.7%
Grade 9	0	0.0%	7.6%	8.7%	0	0.0%	7.6%	8.7%
Grade 10	824	35.7%	7.7%	7.9%	826	35.7%	<b>7.7%</b>	7.9%
Grade 11	777	33.7%	7.5%	7.0%	777	33.6%	7.5%	7.0%
Grade 12	705	30.6%	6.6%	6.6%	708	30.6%	6.7%	6.6%
Ethnic								



Texas Education Agency  
 2022-23 Student Information (TAPR)  
 BELL H S (220916001) - HURST-EULESS-BEDFORD ISD - TARRANT COUNTY

Class Size Averages by Grade and Subject  
 (Derived from teacher responsibility records):

Class Size

19.8

21.9

Class Size Information	Campus	District	State
Elementary:			
Kindergarten	-	19.8	18.7
Grade 1	-	21.9	19.1
Grade 2	-	21.6	19.1
Grade 3	-	21.8	19.3
Grade 4	-	21.2	19.4
Grade 5	-	21.8	20.8
Grade 6	-	24.3	19.2

Elementary:





Texas Education Agency  
 2022-23 Staff Information (TAPR)  
 BELL H S (220916001) - HURST-EULESS-BEDFORD ISD - TARRANT COUNTY

	----- Campus -----		District	State
Staff Information	Count/Average	Percent		
Number of Students per Teacher	16.2	n/a	15.8	14.8

Staff Information	Campus	District	State
<b>Experience of Campus Leadership:</b>			
Average Years Experience of Principals	14.0	7.1	6.1
Average Years Experience of Principals with District	14.0	6.7	5.3
Average Years Experience of Assistant Principals	9.8	5.9	5.2
Average Years Experience of Assistant Principals with District	9.2	4.9	4.4
<b>Average Years Experience of Teachers:</b>			
Average Years Experience of Teachers	13.8	12.1	11.0
Average Years Experience of Teachers with District	8.9	7.2	6.9
<b>Average Teacher Salary by Years of Experience (regular duties only):</b>			
Beginning Teachers	\$49,094	\$54,086	\$53,300
1-5 Years Experience	\$61,436	\$61,192	\$56,516
6-10 Years Experience	\$65,606	\$65,223	\$59,732
11-20 Years Experience	\$68,826	\$67,626	\$63,389
21-30 Years Experience	\$72,684	\$72,115	\$67,876
Over 30 Years Experience	\$87,117	\$83,071	\$72,560
<b>Average Actual Salaries (regular duties only):</b>			
Teachers	\$67,828	\$65,943	\$60,717
Professional Support	\$73,178	\$75,325	\$72,022
Campus Administration (School Leadership 260 RG 0.08 894 RG 0.1dminis1ation6G 0.14 w			

Average Years Experience of Assistant Principals with District

\$59,732

Texas Education Agency  
2022-23 Staff Information (TAPR)  
BELL H S (220916001) - HURST-EULESS-BEDFORD ISD - TARRANT COUNTY

- Indicates there is no data for the item.
- \* Indicates results are masked due to small numbers.
- \*\*